


Summer
2020
Freebie!

SUMMER LEARNING EXTENSIONS

Week 4: Choice Board & Printables



SUMMER LEARNING EXTENSIONS

WEEK 4 : TEACHER/PARENT NOTES

Thank you for downloading and choosing to use my summer extension choice boards and printables.

The purpose of these activities and pages is to help students keep their minds active and productive throughout the weeks of summer.

What is included-Summer Learning Extensions Week 4 Choice Board (2 pages). Students choose between two activities in each subject area, Math, English, Social Studies, Science, Character, & Creativity. The second page contains links and specific instructions when needed.

This choice board can be used by itself or in conjunction with the provide printables.

- Cover for students to make a booklet of their summer learning
- Vocabulary Notebook entries
- I am... handout
- Scientific observations
- My summer Roadtrip
- 3 habit tracker pages for June, July, & August for students to keep track of their time using their brainpower in a creative or constructive manner

SUMMER LEARNING EXTENSIONS

WEEK 4

The goal of these learning extensions are to keep your mind active during the summer month. Each day choose one activity and complete it. Try to complete something in each category each week or make it your goal to complete them all!



Math	English	Social Studies	Science	Character	Creativity
Create a math board game you can play with your friends and family. For the game you will need to design a playing board, and create math problems that people will have to solve in order to progress through the game.	Create a vocabulary book and log one new word each day. For your word, describe if its part of speech, give its definition and draw a picture of its meaning.	Create a road trip for you and your family. You need to outline where you will start (home) and you will want to visit at least 5 states. In each state you will visit 1 historical site and 1 fun place. Research and provide a list of activities to do while you are visiting.	Conduct the exploding bag experiment or watch the video and create an observation log and explain in scientific terms what happened.	Create and I am chart to help you discover character traits about yourself. Instructions are on the back of the page.	Make a shadow drawing by finding a few objects and letting their shadow fall on your drawing paper. Trace the object and then complete the picture.
	Create a read-a-thon challenge with your family to see who can read for 30 minutes each day.		Research and make a science safety booklet explaining how to be safe when conducting science experiments.	Find a way to volunteer in your community and take action by spending time helping others.	Google make something out of yarn and then get busy creating

Rules and Examples for these activities can be found on the back!

SUMMER LEARNING EXTENSIONS

WEEK 3: RULES & EXAMPLES

The goal of these learning extensions are to keep your mind active during the summer month. Each day choose one activity and complete it. Try to complete something in each category each week or make it your goal to complete them all!

English	Social Studies	Science	Character	Creativity							
<table><tr><td colspan="2">Word</td></tr><tr><td>Part of Speech</td><td rowspan="2">Picture</td></tr><tr><td>Memory Cue</td></tr><tr><td colspan="2">Definition</td></tr></table>	Word		Part of Speech	Picture	Memory Cue	Definition		Road Trip Map work.-Using a blank map of the USA, label your state and the 5 states you are visiting. Create a path showing which stop is 1 st , 2 nd , and so on. Draw a picture of what you are going to see in each state and then color each state.	<p>https://sciencebob.com/the-exploding-lunch-bag/</p> <p>Ingredient list:</p> <ul style="list-style-type: none">• one small (sandwich size) zip-lock bag - freezer bags work best.• Baking soda• Warm water• Vinegar• Measuring cup• A tissue	<p>On a plain piece of paper draw a large I and then write the word am... at the bottom. Then fill the paper with words and phrases to describe yourself in a positive way.</p> <div></div>	
Word											
Part of Speech	Picture										
Memory Cue											
Definition											

All Activities can be completed with plain paper, notes app on a phone or tablet and items found at home.



MY SUMMER LEARNING

Name: _____



MY VOCABULARY NOTEBOOK

Word

Part of Speech

Picture

Memory Cue

Definition



MY VOCABULARY NOTEBOOK

Word

Part of Speech

Picture

Memory Cue

Definition

I

am...



SCIENTIFIC OBSERVATIONS

What I think will happen...

What I observed....

The difference between my hypothesis and my observation is...

My thoughts...

MY SUMMER ROAD TRIP



JUNE HABIT TRACKER

Color in the number representing each day in June that you worked on something that used your brain in a creative or constructive way. This could be a visit to the library, making a recipe, or reading a story to a younger sibling or cousin.

The word 'JUNE' is formed by large, hollow letters. Each letter is divided into numbered sections for coloring:

- J:** A vertical column of five boxes numbered 1 to 5, with a sixth box (numbered 6) at the bottom left, and a seventh box (numbered 7) at the bottom left corner.
- U:** A U-shaped figure with a top row of two boxes (8 and 15), a middle row of two boxes (9 and 14), and a bottom row of four boxes (10, 11, 12, and 13).
- N:** A large letter composed of several trapezoidal and triangular sections numbered 16 through 23.
- E:** A large letter composed of several rectangular and trapezoidal sections numbered 24 through 30.

JULY HABIT TRACKER

Color in the number representing each day in July that you worked on something that used your brain in a creative or constructive way. This could be a visit to the library, making a recipe, or reading a story to a younger sibling or cousin.

The numbers 1 through 31 are arranged in the shape of the word 'JULY'.

Decorative corner elements are present in the top-left, top-right, bottom-left, and bottom-right corners.

©2020 Red Stick Teaching Materials

JULY HABIT TRACKER

Color in the number representing each day in July that you worked on something that used your brain in a creative or constructive way. This could be a visit to the library, making a recipe, or reading a story to a younger sibling or cousin.

J

1, 2, 3, 4, 5, 6, 7

U

8, 9, 10, 11, 12, 13, 14, 15

L

16, 17, 18, 19, 20, 21, 22

Y

23, 24, 25, 26, 27, 28, 29, 30, 31

©2020 Red Stick Teaching Materials

JULY HABIT TRACKER

Color in the number representing each day in July that you worked on something that used your brain in a creative or constructive way. This could be a visit to the library, making a recipe, or reading a story to a younger sibling or cousin.

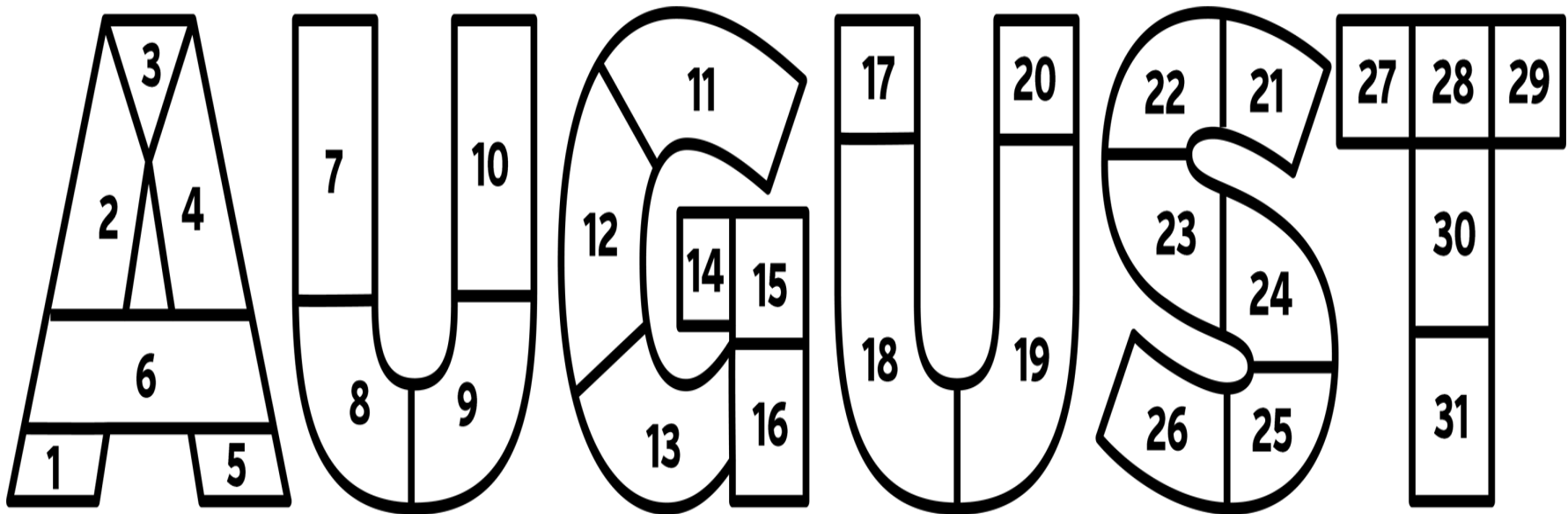
The numbers 1 through 31 are arranged in the shape of the word 'JULY'.

Decorative corner elements are present in the top-left, top-right, bottom-left, and bottom-right corners.

©2020 Red Stick Teaching Materials

AUGUST HABIT TRACKER

Color in the number representing each day in August that you worked on something that used your brain in a creative or constructive way. This could be a visit to the library, making a recipe, or reading a story to a younger sibling or cousin.



Thank you For your Support!

Thank you!

I wanted to first thank you for your purchase. If you ever have a question, concern, or a product request, please email me at redstickteaching@gmail.com. Secondly, I want to remind you about the fact that you can build up TPT credit by leaving feedback on my products. You can submit feedback at the time of purchase or go to My Purchases for a list of what you have bought in the past. Next to each title you'll find a Leave Feedback button. If you click and leave a rating and comment you'll receive the credit. Then go to TPT Credits to learn how to redeem your credits on future purchases!. Finally, I want to let you know that you can connect with me on different social media formats or you can follow me on TPT by clicking the green arrow by my name. This way you will be the first to know of new items, flash sales and freebies as they become available.



Thank You Again for Your Purchase and Support!

Terms of use:

- Copyright © 2020 Red Stick Teaching Material. All rights reserved by the author, Corie Buras. With this purchase you have permission to copy for single classroom use only. Additional licenses can be purchased through my store at a discount. This resource is intended for classroom and personal use ONLY.
- Resource may not be used/shared: By multiple teachers, an entire grade level, school, or district without the purchase of the proper number of additional licenses, on a shared database, for public view online, or use any portion of this item to create products for sharing or selling.
- Failure to comply is a copyright infringement and a violation of the Digital Millennium Copyright Act (DMCA). This item is intended for classroom and personal use ONLY.

Thank you for respecting my work. For questions you may send me a message through my store or contact me at redstickteaching@gmail.com

Credits:

