


Summer
2020
Freebie!

SUMMER LEARNING EXTENSIONS

Week 1: Choice Board & Printables



SUMMER LEARNING EXTENSIONS

WEEK 1 : TEACHER/PARENT NOTES

Thank you for downloading and choosing to use my summer extension choice boards and printables.

The purpose of these activities and pages is to help students keep their minds active and productive throughout the weeks of summer.

What is included-Summer Learning Extensions Week 1 Choice Board (2 pages). Students choose between two activities in each subject area, Math, English, Social Studies, Science, Character, & Creativity. The second page contains links and specific instructions when needed.

This choice board can be used by itself or in conjunction with the provide printables.

- Cover for students to make a booklet of their summer learning
- "Sticky notes" for gratitude jar
- My summer adventure journal pages
- All About printable to help guide student research
- 3 habit tracker pages for June, July, & August for students to keep track of their time using their brainpower in a creative or constructive manner

SUMMER LEARNING EXTENSIONS

WEEK 1

The goal of these learning extensions are to keep your mind active during the summer month. Each day choose one activity and complete it. Try to complete something in each category each week or make it your goal to complete them all!

Math	English	Social Studies	Science	Character	Creativity
Create a set of Multiplication Flashcards 2-12 and practice 2 times during the week	Create an Acrostic Poem using your name. For each letter write something that describes you and starts with that letter	Create a Summer Diary. Each day record an entry. Include what you have done that day and any important news. You are making a primary source!	Create model meal plate. In each category list foods that you like to eat and fall into the calories listed. Reflect on your eating habits.	Write a thankyou note for someone who has done something nice to/for you. Tell them thank you!	Take a walk and find a rock that is nice and smooth. Clean it and decorate it with paint or permanent markers and put it back so someone else can find it.
Using a Deck of Cards, play Multiplication Battle with a friend or family member	Read to a younger child or to an adult. It can be a small story or a chapter in a book.	Research one person in history that you would like to know more about. Try to answer the 5W's	Track the weather each day and create a graph	Create a Gratitude Jar and add to it daily.	Visit a museum either in person or virtually.

Rules and Examples for these activities can be found on the back!

SUMMER LEARNING EXTENSIONS

WEEK 1: RULES & EXAMPLES

The goal of these learning extensions are to keep your mind active during the summer month. Each day choose one activity and complete it. Try to complete something in each category each week or make it your goal to complete them all!

Math	English	Social Studies	Science	Character	Creativity
Divide the deck of cards between the two players. Each player throughs down a card. The first player to call out the product of both cards wins the pair. The person with most pairs wins the game. A=1, J=10, Q=11, K=12, Joker=0	S--Sunshine U-Unlimited Heat M-many minutes of Free Time M-Making memories E-Eating Snowballs R-Reading Each day!	Use resources on any library website, an encyclopedia or History.com and answer the following. Who are they? When did they live? What did they do for a living? Where did they live? Why are they important?	Go to: https://www.usda.gov/media/blog/2017/09/26/back-basics-all-about-myplate-food-groups and click on the plate icon. For information about each group, click on the chart.	Gratitude Jar: using an old, clean and empty jar from the kitchen label it Gratitude. Each day write down 1-3 things you are grateful for on a small piece of paper. Fold it and place it in the jar. If you are ever feeling bad, just open the jar and read.	Virtual Museum Tours: https://www.travelandleisure.com/attractions/museums-galleries/museum-s-with-virtual-tours

All Activities can be completed with plain paper, notes app on a phone or tablet and items found at home.



MY SUMMER LEARNING

Name: _____



Today I am grateful for:



Today I am grateful for:



Today I am grateful for:



Today I am grateful for:



Today I am grateful for:



Today I am grateful for:

○ My Summer Adventures

Date:








○ My Summer Adventures

Date:



All About:

Historical Significance:

JUNE HABIT TRACKER

Color in the number representing each day in June that you worked on something that used your brain in a creative or constructive way. This could be a visit to the library, making a recipe, or reading a story to a younger sibling or cousin.

The number 6 is formed by 30 numbered boxes, each representing a day in June. The boxes are arranged as follows:

- Vertical column on the left: 1, 2, 3, 4, 5, 6, 7 (bottom-left curve)
- U-shaped middle section: 8, 9, 10, 11, 12, 13, 14, 15
- Diagonal section: 16, 17, 18, 19, 20, 21, 22, 23
- Rightmost section: 24, 25, 26, 27, 28, 29, 30

JULY HABIT TRACKER

Color in the number representing each day in July that you worked on something that used your brain in a creative or constructive way. This could be a visit to the library, making a recipe, or reading a story to a younger sibling or cousin.

The month of July is represented by large, stylized numbers 1 through 31, which are shaped like the letters J, U, L, Y. Each number is divided into sections for coloring.

Decorative elements include a scalloped border and circular patterns in the corners.

JULY HABIT TRACKER

Color in the number representing each day in July that you worked on something that used your brain in a creative or constructive way. This could be a visit to the library, making a recipe, or reading a story to a younger sibling or cousin.

J

1, 2, 3, 4, 5, 6, 7

U

8, 9, 10, 11, 12, 13, 14, 15

L

16, 17, 18, 19, 20, 21, 22

Y

23, 24, 25, 26, 27, 28, 29, 30, 31

©2020 Red Stick Teaching Materials

JULY HABIT TRACKER

Color in the number representing each day in July that you worked on something that used your brain in a creative or constructive way. This could be a visit to the library, making a recipe, or reading a story to a younger sibling or cousin.

J

1
2
3
4
5
6
7

U

8
9
10
11
12
13
14
15

L

16
17
18
19
20
21
22

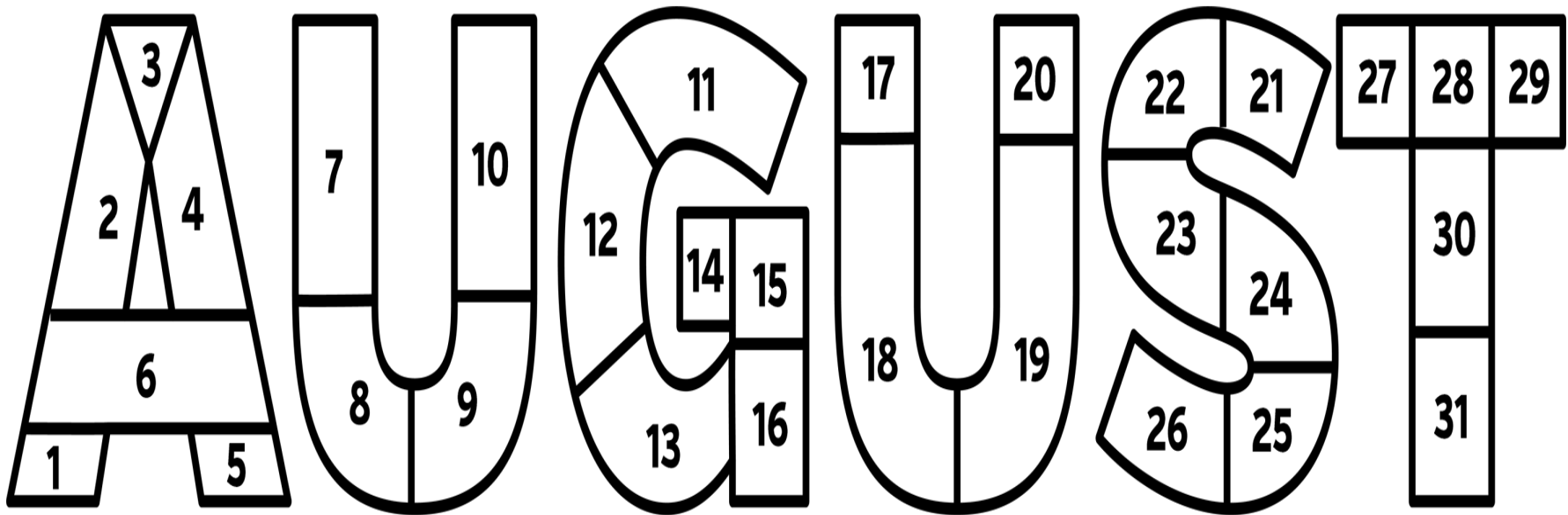
Y

23
24
25
26
27
28
29
30
31

©2020 Red Stick Teaching Materials

AUGUST HABIT TRACKER

Color in the number representing each day in August that you worked on something that used your brain in a creative or constructive way. This could be a visit to the library, making a recipe, or reading a story to a younger sibling or cousin.



Thank you For your Support!

Thank you!

I wanted to first thank you for your purchase. If you ever have a question, concern, or a product request, please email me at redstickteaching@gmail.com. Secondly, I want to remind you about the fact that you can build up TPT credit by leaving feedback on my products. You can submit feedback at the time of purchase or go to My Purchases for a list of what you have bought in the past. Next to each title you'll find a Leave Feedback button. If you click and leave a rating and comment you'll receive the credit. Then go to TPT Credits to learn how to redeem your credits on future purchases!. Finally, I want to let you know that you can connect with me on different social media formats or you can follow me on TPT by clicking the green arrow by my name. This way you will be the first to know of new items, flash sales and freebies as they become available.



Thank You Again for Your Purchase and Support!

Terms of use:

- Copyright © 2020 Red Stick Teaching Material. All rights reserved by the author, Corie Buras. With this purchase you have permission to copy for single classroom use only. Additional licenses can be purchased through my store at a discount. This resource is intended for classroom and personal use ONLY.
- Resource may not be used/shared: By multiple teachers, an entire grade level, school, or district without the purchase of the proper number of additional licenses, on a shared database, for public view online, or use any portion of this item to create products for sharing or selling.
- Failure to comply is a copyright infringement and a violation of the Digital Millennium Copyright Act (DMCA). This item is intended for classroom and personal use ONLY.

Thank you for respecting my work. For questions you may send me a message through my store or contact me at redstickteaching@gmail.com

Credits:

